

INDICATOR GUIDE • KEY LEVELS • XAUUSD (GOLD) • TRADINGVIEW

Trading XAUUSD (Gold) with A.K Pro Trader's Key Levels

A professional multi-timeframe support & resistance system that brings higher-timeframe structure onto your chart — clean, objective levels that price consistently reacts to.

Educational only — not financial advice. Trading involves risk.

Key Levels

Support & Resistance

XAUUSD (Gold)

multi-timeframe zones

strong levels

broken zones

clean chart

risk management

alerts

Recommended baseline (Gold)

- HTF zones ON (1H/4H)
- Intraday zones ON (15m/30m/1H)
- Transparency ~65
- History offset for context

Trade plan at levels

- Wait for price to reach level
- Confirm before entry
- Stops beyond invalidation
- Targets to next opposing zone

1. What Key Levels is built for

Key Levels automatically plots the most important support and resistance zones across multiple timeframes — so you trade with structure and context without manual drawing.

Multi-timeframe structure

- Key zones from HTF to LTF
- Strong/weak + broken zones
- Cleaner chart with fewer lines

Trader focus

- Plan entries at levels
- Targets to next opposing zone
- Stops beyond invalidation (not inside zone)

2. Recommended settings (Gold)

For XAUUSD, most traders want strong HTF zones with minimal clutter. Use transparency and offsets to keep levels readable.

Timeframes to show

- 15m + 30m + 1H as base
- Add 4H for bigger context
- Hide 1m/3m levels if noisy

Style & clarity

- Zone transparency ~60–70
- Left offset for history/context
- Right offset for projection
- Use distinct resistance/support colors

3. Trading workflow (levels first)

Key Levels defines the 'where'. Your strategy defines the 'when'. The professional workflow is: let price reach a level → confirm → execute.

Step 1 — Context

- Start with 1H/4H zones
- Mark nearest support/resistance
- Note which zones are strong vs broken

Step 2 — Confirmation

- Wait for rejection/shift at level
- Use your confirmation tool (price action/SMC)
- Avoid chasing between levels

Step 3 — Risk plan

- Stop beyond the zone
- Target next opposing level
- Reduce risk if levels overlap/conflict

4. Alerts (optional)

Alerts are best used as reminders when price reaches key zones — not as signals.

Useful alerts

- Price enters a key zone
- Strong level touched
- Level break/invalidated (if enabled)

Keep it simple

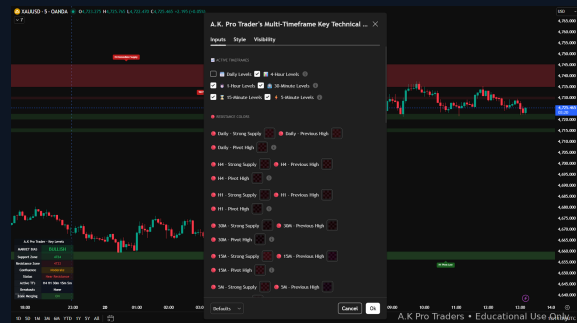
- Fewer alerts = better discipline
- Confirm manually before entry
- Use consistent position sizing

5. Key Levels screenshots & settings (4K)

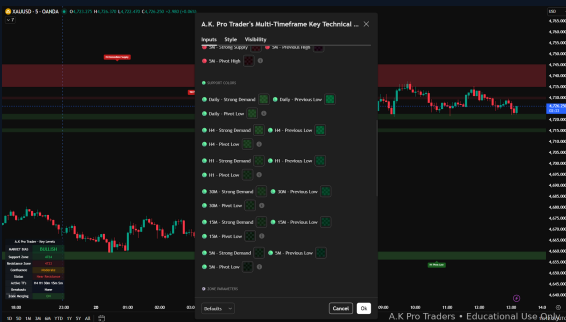
Real chart + settings screenshots. Captions improve clarity and SEO.



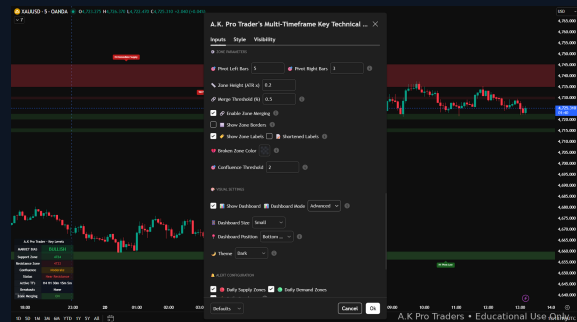
Key Levels on XAUUSD — multi-timeframe zones



Inputs: choose the active timeframes to display



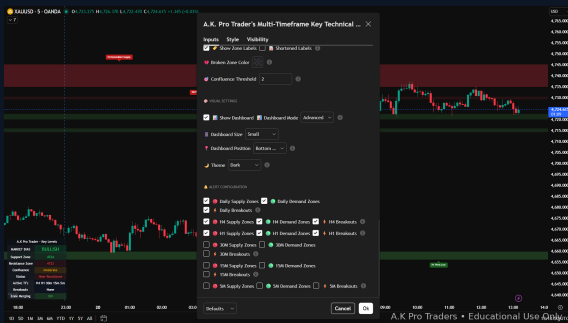
Style: resistance colours and visibility options



Style: support colours and visibility options

6. Key Levels screenshots & settings (4K)

Real chart + settings screenshots. Captions improve clarity and SEO.



Zone parameters: transparency, offsets and projection settings

7. Quick FAQ

Is this a buy/sell signal indicator?

No. Key Levels is a structure tool. It maps where price matters; you still need confirmation and risk management to trade.

What are the best settings for XAUUSD (Gold)?

Start with 15m/30m/1H and optionally 4H. Keep transparency around 60–70 and hide noisy low timeframes.

Should I enable every timeframe?

Usually no. Too many timeframes will clutter your chart. Keep only the timeframes you actually trade.

8. Legal & risk disclosure

Educational content only. A.K Pro Traders content and indicators are provided for educational and informational purposes only and do not constitute financial, investment, or trading advice. Trading leveraged products such as forex, indices, commodities, and crypto involves substantial risk and may not be suitable for all investors. You are solely responsible for your own trading decisions. Past performance is not indicative of future results. Always perform your own research, use appropriate risk management, and consider speaking with a licensed financial professional before making any trading or investment decisions.

Ready to use Key Levels on TradingView?

Explore plans and get access to the full indicator suite.

[View plans →](#)