

Trading XAUUSD (Gold) with A.K Pro Trader's Toolkit

A clean, professional workflow for support & resistance zones, 200 EMA trend context, Smart Money tools (order blocks, FVG, premium/discount) and a confluence dashboard — built for structured discretionary traders.

Educational only — not financial advice. Trading leveraged products involves substantial risk. Always use risk management and make your own decisions.

Recommended baseline (Gold)

- Dashboard: ON (Small font OK)
- Market Info + Daily Levels: ON
- Multi-Timeframe Trend Alignment: ON
- Confluence Indicators (RSI/MACD/VWAP): ON
- 200 EMA Trend Backbone: ON

Zones & timeframe stack

- Zone transparency: ~65
- Left offset: 120 (context)
- Right offset: 10 (projection)
- Zones from: 15m + 30m + 1h (add 4h optional)

1. What Toolkit is built for

Toolkit is built for traders who want a clean professional workflow on XAUUSD — not a messy chart full of signals. It helps you answer: Where is the best area? and is the market supportive?

- Key zones: multi-timeframe support & resistance (strong/weak + broken zones).
- Trend backbone: 200 EMA context + optional EMA clouds.
- SMC tools: premium/discount, order blocks, fair value gaps (FVG).
- Confluence dashboard: RSI/MACD/VWAP + momentum scoring to confirm at zones.

Goal: Identify the zone → wait for confirmation → execute with risk management.

2. A trader's workflow (simple + repeatable)

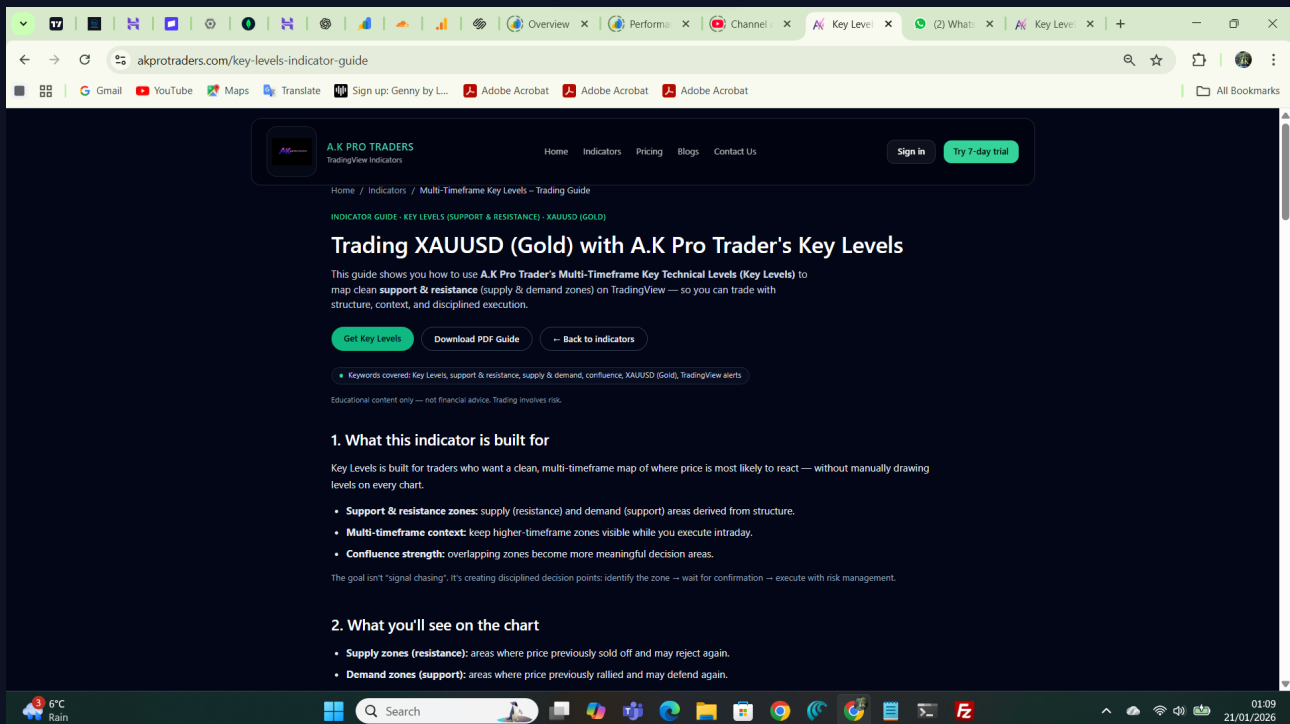
Step 1 — Establish HTF bias	Check multi-timeframe trend alignment, price vs 200 EMA, and the Daily Bias model.
Step 2 — Identify the arena	Use Swing High/Low. In bullish conditions focus Discount; in bearish conditions focus Premium.
Step 3 — Find a precise POI	Look for Prime OB + FVG overlaps inside your arena for the highest-quality POIs.
Step 4 — Confirm on LTF	Wait for reaction + CHoCH/BOS on 1m-5m, then execute with your risk plan.

Pro rule: Toolkit is the map. Zones define the where. Your entry model defines the when.

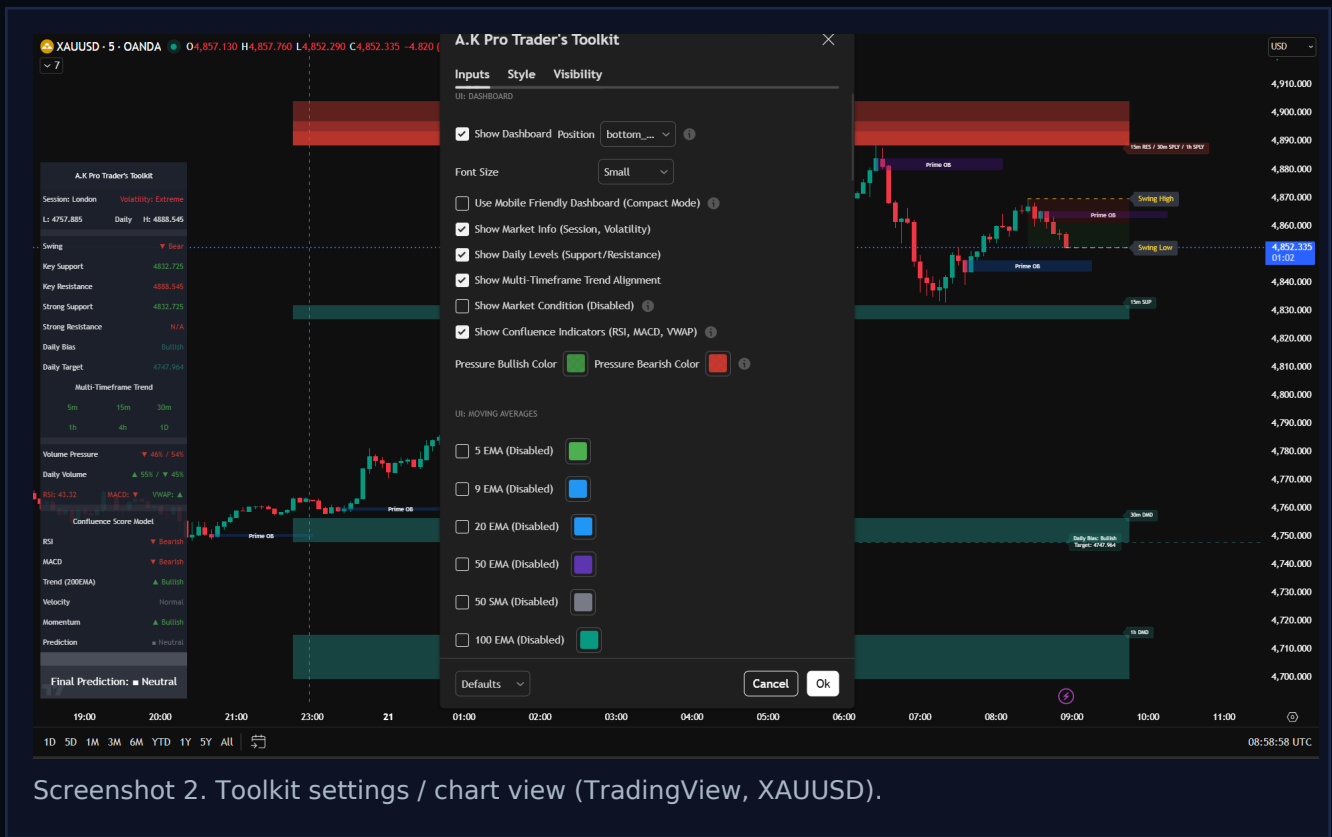
3. Screenshots & settings reference (4K)

Real Toolkit screenshots showing chart output and key settings areas (dashboard, zones, SMC tools, confluence, alerts).

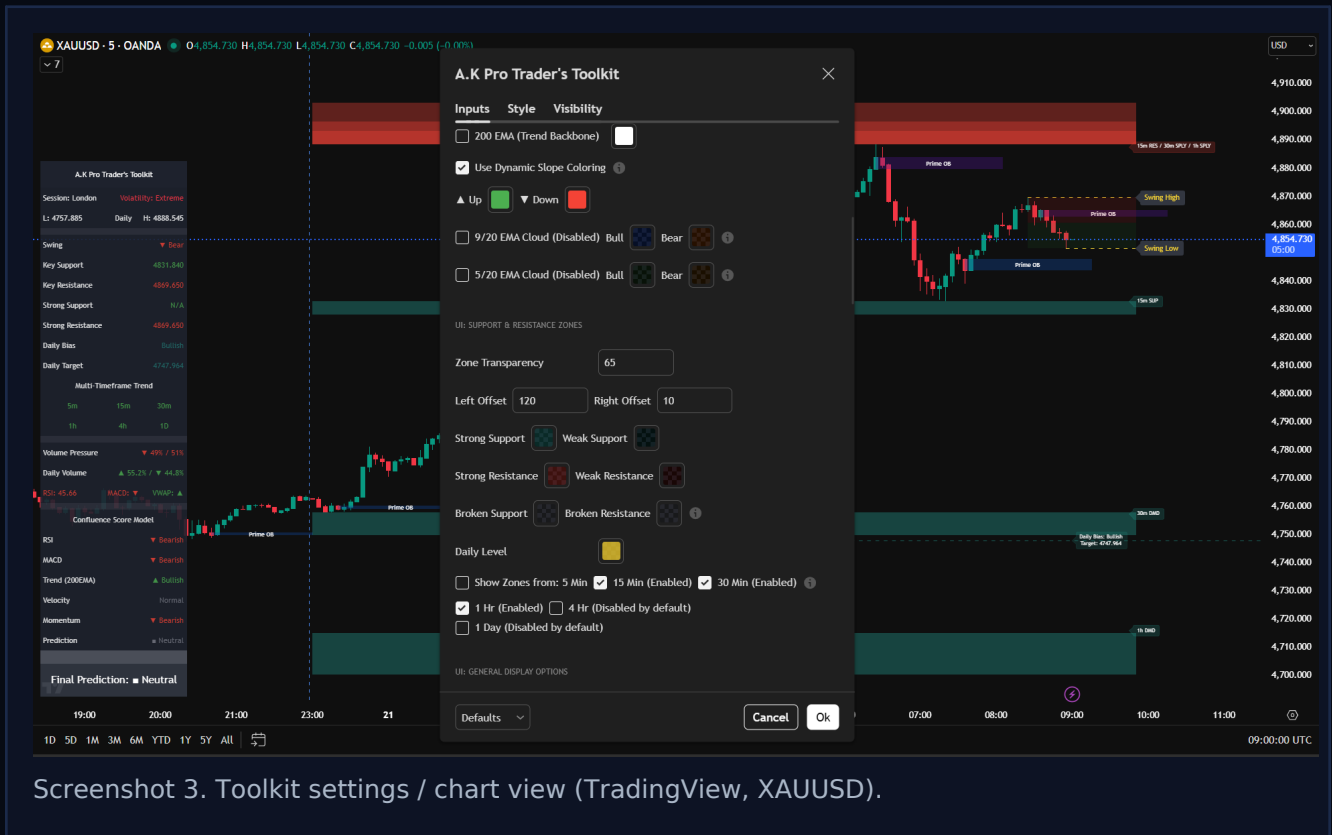
Tip: use descriptive captions (keywords) if you publish this guide online — it helps SEO.



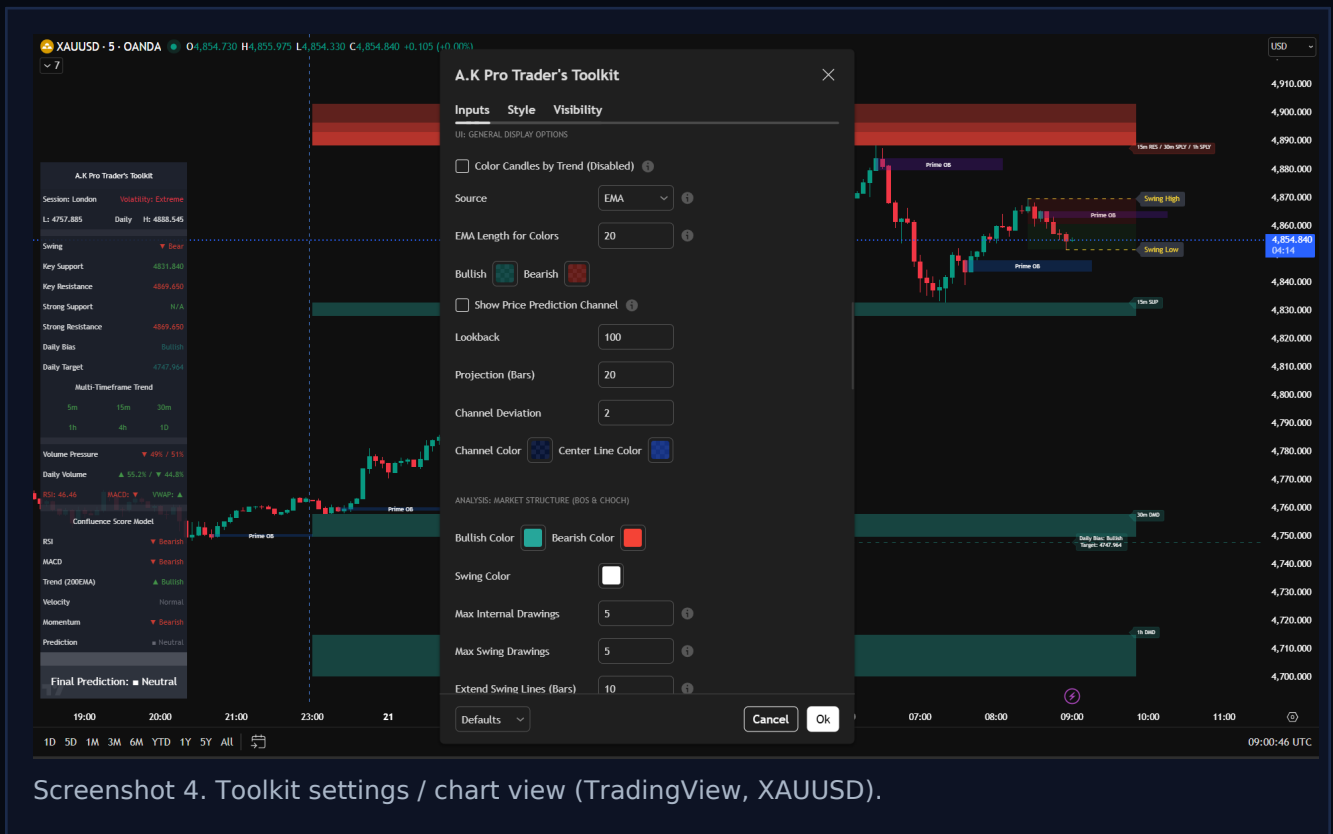
Screenshot 1. Toolkit settings / chart view (TradingView, XAUUSD).



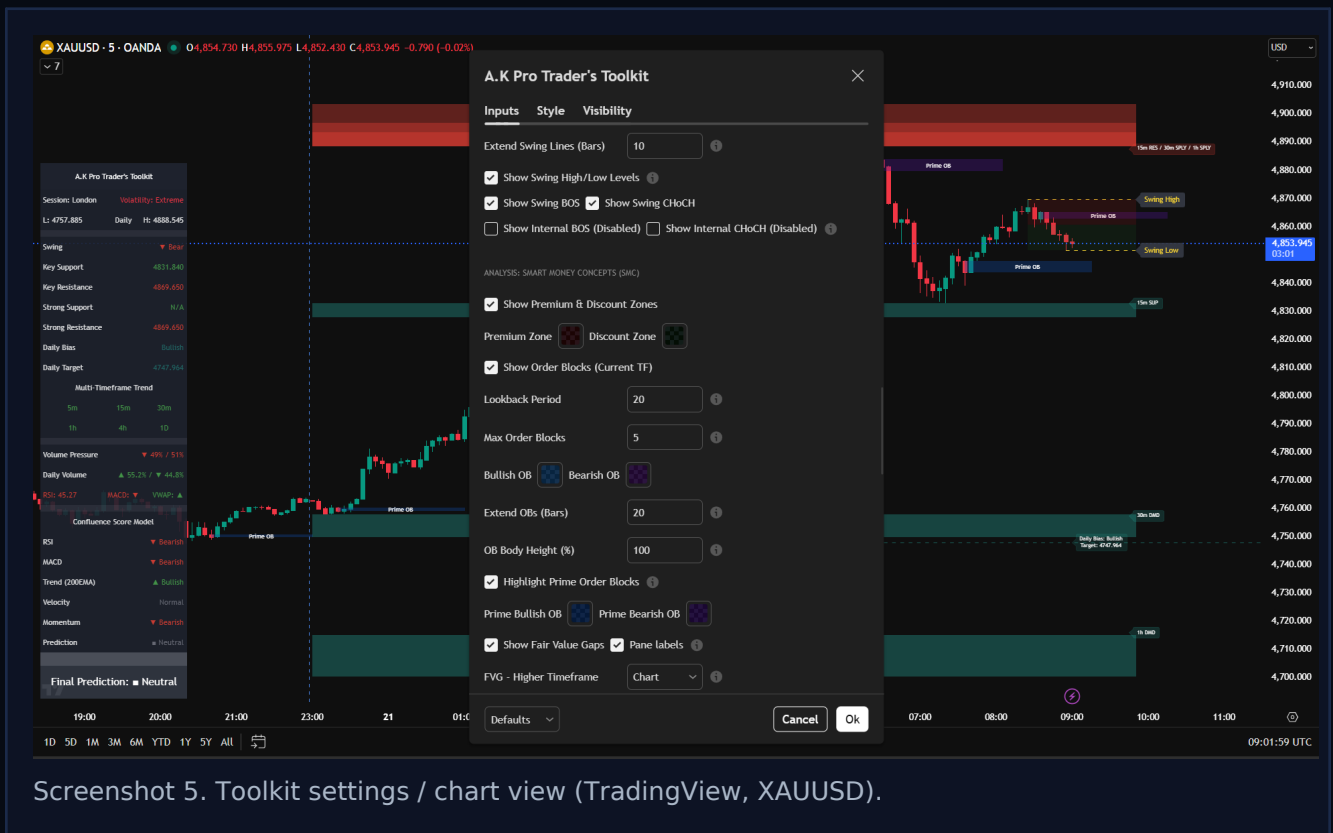
Screenshot 2. Toolkit settings / chart view (TradingView, XAUUSD).



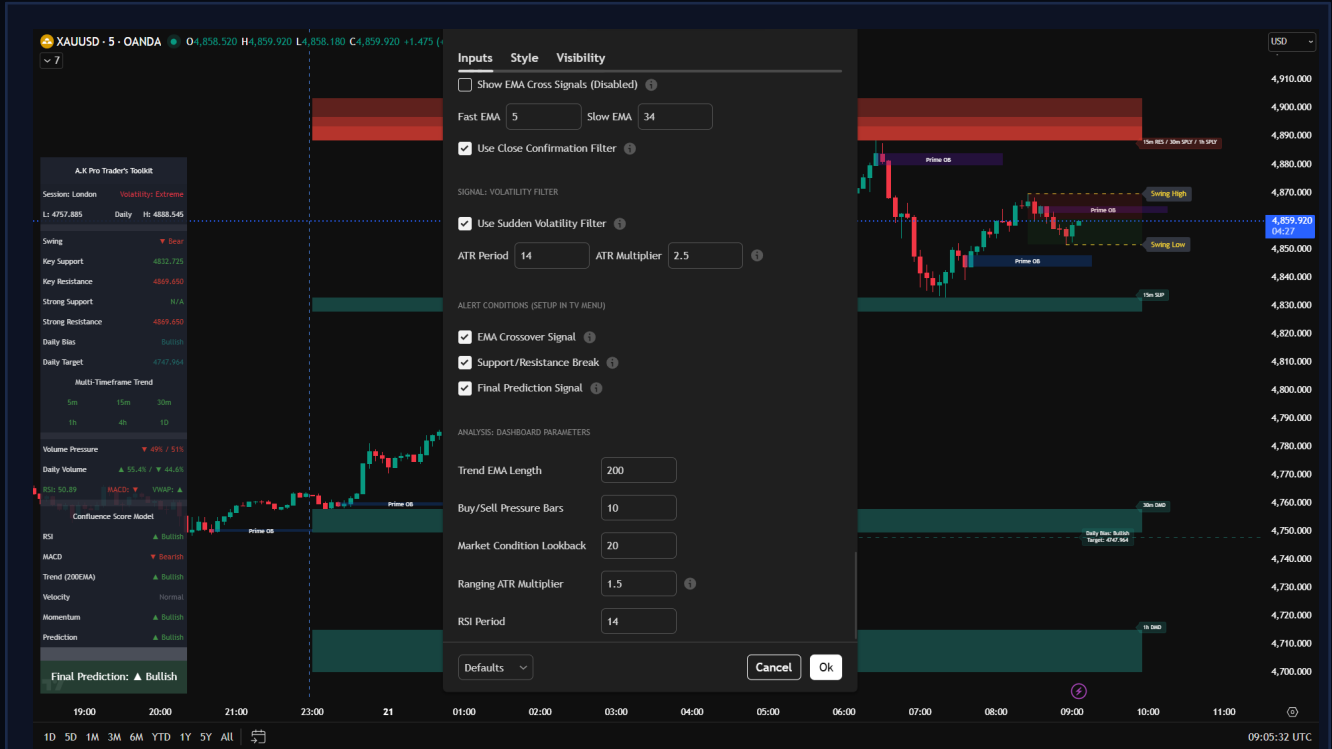
Screenshot 3. Toolkit settings / chart view (TradingView, XAUUSD).



Screenshot 4. Toolkit settings / chart view (TradingView, XAUUSD).



Screenshot 5. Toolkit settings / chart view (TradingView, XAUUSD).



Screenshot 8. Toolkit settings / chart view (TradingView, XAUUSD).

4. Alerts (clean + useful)

Alerts should support discipline — not spam you. Only turn on what you actually trade.

Recommended alerts for Gold	How to avoid alert overload
<ul style="list-style-type: none">• Support/Resistance Break• Final Prediction Signal (heads-up, not a trigger)• Sudden Volatility Filter	<ul style="list-style-type: none">• Use higher timeframes (15m/1h)• Disable EMA Cross unless you trade it• Only enable SMC/FVG features you use

5. Quick FAQ (Toolkit)

Is Toolkit a buy/sell signal tool?	No — Toolkit is a structure + context system. Use zones + confluence to find high-quality areas, then execute with your own entry model.
What are the best settings for XAUUSD (Gold)?	Dashboard + 200 EMA backbone ON, zones from 15m/30m/1h (add 4h optional), transparency ~65, use SMC tools for POIs.
Should I enable everything?	No. Clean charts win. Only enable what supports your trading model. If a feature doesn't affect your decisions, keep it OFF.

6. Legal & risk disclosure

All A.K Pro Traders content and indicators are provided for educational and informational purposes only and do not constitute financial, investment or trading advice. Trading leveraged products such as forex, indices, commodities and crypto involves substantial risk. Always perform your own research, use appropriate risk management and consider speaking with a licensed financial professional before making any trading or investment decisions. Past performance is not indicative of future results.

Keywords: XAUUSD, Gold trading, TradingView indicator, support and resistance, 200 EMA, Smart Money Concepts, order blocks, FVG, premium discount.